


### Build a tower

For this game you need a dice and some building blocks or lego bricks.



- ◆ Take turns.
- ◆ Roll the dice.
- ◆ Collect the number of bricks to build your own tower.
- ◆ The first to 10 wins!

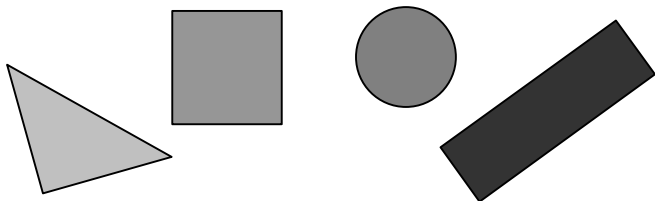
For a change, start with 10 blocks or bricks each. Take away the number on the dice. First to exactly zero wins.

### Roll a shape

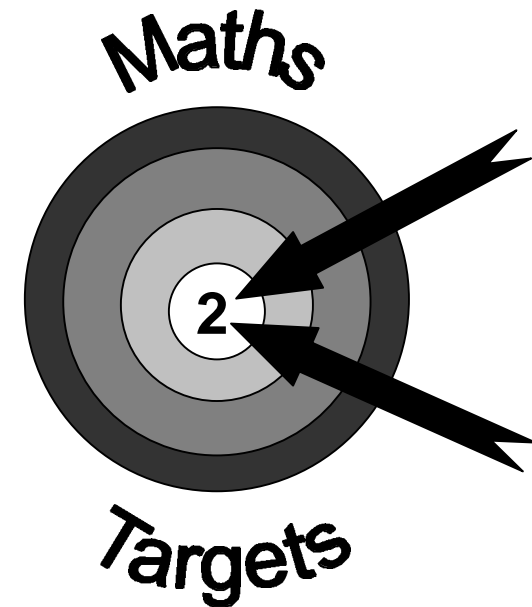
Cut out 12 shapes.

Make 3 triangles, 3 squares, 3 rectangles and 3 circles.

- ◆ Take turns to roll a dice and collect a shape that has that number of sides, e.g. roll a 4, collect a square.
- ◆ The first to have four different shapes wins.
- ◆ If you can name each shape you go first next time!



# Targets for pupils in Reception



A booklet for parents

Help your child with mathematics

## Targets – Reception 2

By the end of this year, most children should be able to...

- ④  Say one, two, three, four... to twenty.
- ④  Count up to 10 objects.
- ④  Recognise the written numbers 1, 2, 3, 4... to 9.
- ④  Use words such as *more, less, greater, smaller, heavier, lighter* to compare things.
- ④  Find 1 more or 1 less than any number from 1 to 10.
- ④  Add two small groups of objects (total 10 or less).
- ④  Count how many are left when some objects are taken away.
- ④  Make simple patterns and talk about them.
- ④  Name shapes such as a *circle, square, triangle, rectangle, cube, cone* and *sphere*.
- ④  Use words such as *over, under, above, below, on, in, next to, beside* to describe where things are.

\_\_\_\_\_ is working on the targets that are ticked.

### About the targets

These targets show some of the things your child should be able to do by the end of the Reception year.

Some targets are harder than they seem, e.g. children who can count up to 10 may still have trouble saying which number comes after 5. They may have to start at 1 and count from there.


### Fun activities to do at home

#### Rhymes

Teach your child any number rhymes or songs that you know, particularly ones that involve holding up a number of fingers, like *Five little speckled frogs*. Practise them regularly, with actions. You can get counting songs on audio tape for a very reasonable price.

#### Dicey counting

Take turns to roll a dice and count back to zero from the number thrown. For example:



Four, three, two, one, zero!